

REMITTANCE BEHAVIOUR OF OUT-MIGRATION IN ROHTAS DISTRICT

Shyam Krishna Jee, Ph. D.

UGC. -NET/JRF/SRF, Email: shyamkrishnajee@gmail.com

Paper Received On: 21 JULY 2021

Peer Reviewed On: 31 JULY 2021

Published On: 1 SEPT 2021

Abstract

Intact Human migration is an important area of research in Population Geography. It has been related to mankind from the very beginning of human life. During earlier days people used to move from one forest to another in search of food. The development of civilization helped people to keep animals and cultivated land. This led to the development of settlement. But at this stage also, people continued to move from one region to another in search of fertile land. In due course of time, the development of trade, industry and transport encouraged people to move from one area to another. These developments accelerated rural-urban migration which caused urbanization and industrialization. Remittances has also affected the migration level in this study remittance behaviour has been analysed. It affects the variable measuring economic development. In any economy, unbalanced regional development leads to internal migration. Moreover, globalization and liberalization generated system as well as flow of remittances.

In present study remittance behaviour of out-migrants in state of Bihar and Rohtas district has been discussed. In this study age-group factor have been carved out according to remittance behaviour.

Key Words: Remittance, Out-Migration, Economy, Development, Rural-Urban, Amount, Frequency, Duration



Scholarly Research Journal's is licensed Based on a work at www.srjis.com

Introduction: The study of human migration has become inter-disciplinary. Population Geography is the branch of the discipline, which treats the spatial variations in demographic and non-demographic qualities of human population, and the economic and social consequences¹. The scope of this branch of population geography has become very wide to cover almost all disciplines, particularly economic, sociology, geography, demography etc. Intact Human migration is an important area of research in Population Geography. It has been related to mankind from the very beginning of human life. During earlier days people used to move from one forest to another in search of food. The development of civilization helped

people to keep animals and cultivated land. This led to the development of settlement. But at this stage also, people continued to move from one region to another in search of fertile land. In due course of time, the development of trade, industry and transport encouraged people to move from one area to another. These developments accelerated rural-urban migration which caused urbanization and industrialization.

The study of human migration is gaining importance day by day because of complexity of human life and fast because of complexity of human life and fast changes in socio-economic conditions. The early phase of man was studied within the limited aspect because of his restricted mobility during that period. But dynamism of society and living conditions have complicated the movement of people. Uneven distribution of population and resources, unbalanced utilization of resources and variation in economic and mobility of man from one region to another. Certain areas emerged as choice centres of habitation where people were attracted from various countries and continents. Some other areas attracted the local population only. On the whole, different parts of the world have experienced different types of mobility caused by various socio-economic conditions. The mobility of man has favourably or adversely influenced the socio-economic condition of the area of origin and that of destination of migrants. Apart from the socio-economic condition, other aspects like health, physical environment political awareness, behaviour etc have also been influenced by migration.

In other hand remittances has also affect the migration level in this study remittance behaviour has been analysed. It affects the variable measuring economic development. In any economy, unbalanced regional development leads to internal migration. Moreover, globalization and liberalization generated system as well as flow of remittances. It is evident that mobility is a means to secure a better life for the migrants and their families² and remittances can be a lifeline for poor families. However, the desire for migration is due to number of factors that create aspiration to migrate in order to change one's life significantly³. This is especially the case in developing or poor economies, where households' earnings are low, inequality is often pervasive, and domestic or international migration of family members can provide a major source of income through the remittance of wage earnings⁴.

Remittances sent by migrants are an age-old phenomenon and hold great importance over the last decade in development studies. With the incidence of increase in international and internal migration, remittances are considered to be an "important and stable source of external development finance" for households in the source regions⁵, reducing transient poverty, and at

times, even structural poverty.⁶ Because of this significance of remittances, this paper tries to explain the behaviour of remittances in terms of number of times of remittances sent by out-migration during the last 365 days. Moreover, the factors influencing the behaviour of remittances are also explain in this chapter. For this purpose, bi-variate analysis has been carried out for exploring the distribution of frequency of remittances and amount of remittances across the states in different place of residence and background characteristics of migrants as well.

In present study remittance behaviour of out-migrants in state of Bihar and Rohtas district has been discussed. In this study age-group factor have been carved out according to remittance behaviour.

Objective: The objective of the present study to analyse the Remittance Behaviour of Out-Migration in Rohtas District. Remitting behaviour includes frequency of remittances and amount of remittances of Out migrants. Frequency of remittances and amount of remittances by age-group play a crucial role in determining our society.

Methodology: The present study is based on primary and secondary data. Secondary data have been obtained from Migration in India, NSSO 64th Round (2007-2008). In the study have been presented in table Keeping in view the nature of remittance related data, uni- variate, bi-variate and multi-variate techniques have been performed in this work. Primary data has been obtained from field survey with the help of detailed questionnaires. In the study area total 19 sample village have been selected from each block i.e. Narwar (Kochas), Bhanpur (Dinara), Dibhiya (Kargahar), Maudiha (Nokha), Mahuari (Rajpur), Shankarpur (Nasriganj), Majhauri (Sanjhaul), Ghosiya khurd (Bikramganj), Surajpura (Suryapura), Khairahi (Dawath), Kusi (Karakat), Bararhi (Akorhi Gola), Hurka (Dehri), Mokar (Sasaram), Jaraha (Tilouthu), Akbarpur (Rohtas), Konar (Sheosagar), Semari (Chenari), Shahpur (Nauhata). Each village have 20 household and total number of villages is 19. Total number of persons 1988 are surveyed. Out of 1988 persons, 522 persons was Out-migrated from the region. Basically, we studied the Out-migration of these 522 persons due to various reason of the study area.

Study Area: Rohtas district is situated in the south western part of Bihar, it is a district of Patna division. It covers an area of 3839.26 sq. km and has a population of 2959918 persons according to 2011 census. In western part of the district, Kaimur district is situated. It is bounded by river son in the east, bordering Jharkhand state and Utter Pradesh state in the south, Buxar district and Bhojpur district in north and Aurangabad district and Jahanabad district in

east. It lies between 24° 39' North latitude to 25° 39' North latitude and 83° 40' East longitude to 84° 20' East longitude.

Duration of migration and remittance behaviour depends upon each other. Basically, remittances are commonly defined as the sums of money earned by migrants that they send to his native place to friends or family. The goal of this study is to interpret remittance behaviour and duration of migration at individual level.

1. Frequency of Remittance in the state of Bihar and Rohtas District

The percent distribution of migrants according to three durations of stay with respect to frequency of remittances sent during the last 365 days has been displayed in table no.1

Table no. 1(A)Percent distribution of out-migrants by duration of migration and Frequency of remittance in Bihar

Duration of Migration	Frequency of remittance			Total
	Up to 3 times	04-06 times	7 and Above	
Up to 2 years	51.67	35.16	22.81	39.6
3-6 years	32.9	41.05	41.72	37.55
7-19 years	12.55	19.4	28.1	18.42
20 & Above	2.88	4.39	7.36	4.43
Total	100	100	100	100

Source: Computed from National Sample Survey, 2007-08

NSSO conduct a survey on duration of migration and frequency of remittance in Bihar and Rohtas district in 2007-08.

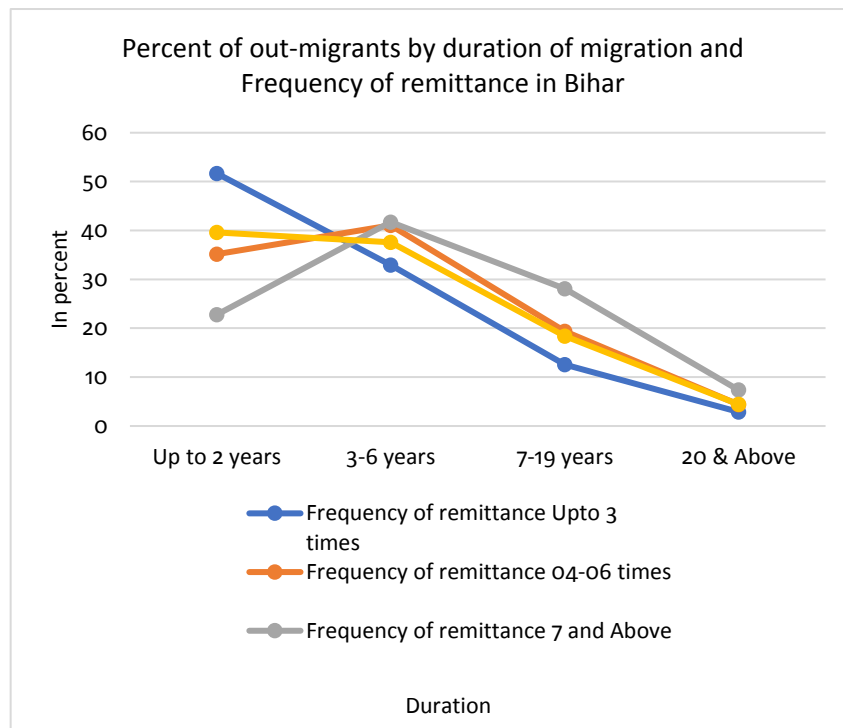


Fig. No. 1 (A)

In given table, frequency of remittance has been categorised in three groups i.e. up to three times, 4 to 6 times and 7 and above groups. Also, duration of migration has been divided in four groups that is up to 2 years, 3 to 6 years, 7 to 19 years and 20 & above groups.

In Bihar maximum frequency of remittance in up to 3 times group comes under up to 2 years and minimum in 20 & above groups. Again, maximum frequency of remittances in 4 to 6 times and 7 & above groups was come under 3 to 6 years group and minimum in 20 and above group.

Table no. 1(B) Percent distribution of out-migrants by duration of migration and Frequency of remittance in Rohtas

Duration of Migration	Frequency of remittance			Total
	Up to 3 times	04-06 times	7 and Above	
Up to 2 years	68.07	50.83	68.06	64.66
3-6 years	26.47	11.74	31.94	23.86
7-19 years	5.46	37.43	0	11.48
Total	100	100	100	100

Source: Computed from National Sample Survey, 2007-08

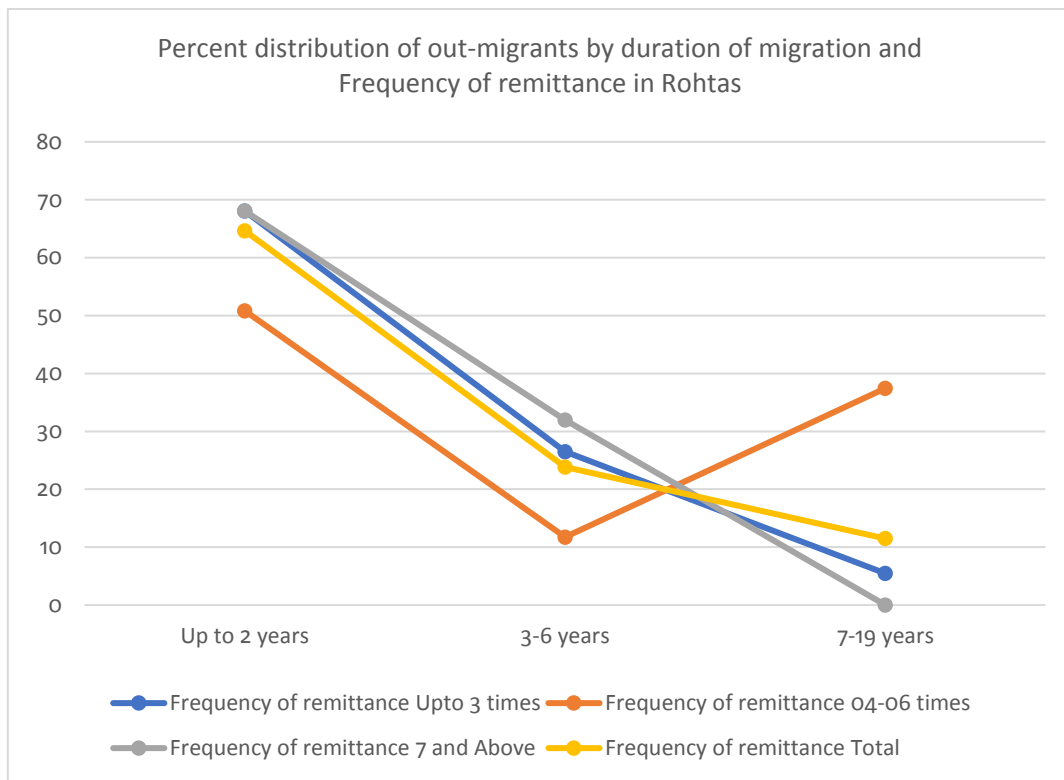


Fig. No. 1 (B)

In Rohtas district also NSSO surveyed frequency of remittances by duration of migration. Table no. 1 (B) shows maximum frequency of remittance in up to 3 times and 7 & above groups was come under up to 2 years of duration of migration and minimum in 7-19 years group. Again, maximum frequency of remittance in 4-6 times group comes under up to 2 years group and minimum in 3 to 6 years group.

This table shows in Bihar and Rohtas district maximum frequency had in 3 to 6 years group. It means those persons whose duration of migration was for short term; their frequency of remittance was higher. This is due to responsibilities of their family's livelihood of Out-migrants.

2. Frequency of Remittance in Rohtas district: Results from primary survey

Also, primary survey done by scholar on frequency of remittance behaviour and duration of migration in Rohtas district. In this survey frequency of remittance has divided in three groups i.e. below 3 times, 3 to 6 times and above 6 times. Also, duration of migration has been divided in three groups which are 1 to 2 years, 3 to 5 years and above 5 years. Which shows in table no. 2

Table no. 2. Percent distribution of out-migrants by duration of migration and frequency of remittance in Rohtas

Duration of migration	Frequency of Remittance			Total
	<3 times	3-6 times	>6 times	
1-2 years	57.25	46.33	33.8	47.51
3-5 years	19.57	43.45	57.75	39.08
Above 5 years	23.19	10.22	8.45	13.41
Total	100	100	100	100

Source: Primary Survey, 2017-2018

Above table shows frequency of remittance according to duration of migration in different groups of Rohtas district. Maximum frequency of remittance in below 3 times groups comes under 1 to 2 years group and minimum in 3 to 5 years group. Again, maximum frequency of remittance in 3 to 6 times group comes under 1 to 2 years group and minimum in above 5 years group. Also, maximum frequency of remittance in above 6 times group comes under 3 to 5 years group and minimum in above 5 years group.

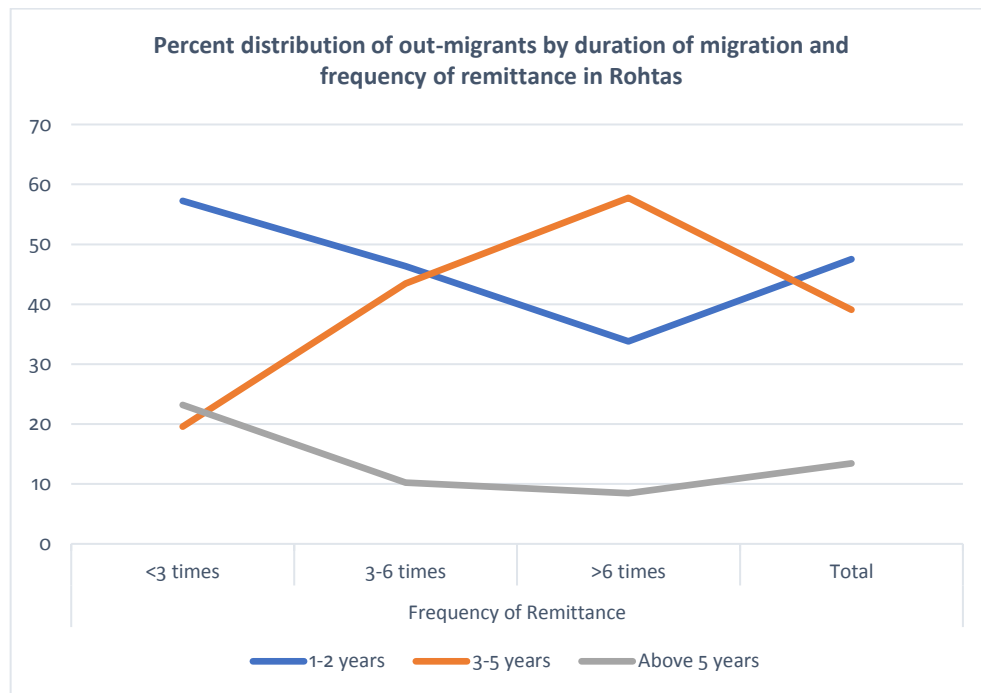


Fig. No. 2

This table shows maximum frequency of remittance comes under short-term duration of migration, in long-term, frequency of remittance decreases rapidly, because most of the migrants work in private sector or in daily wage laborers. This is why maximum duration of migration comes under short-term duration.

3. Amount of Remittance in the state Bihar and Rohtas district

Distribution of amount of remittance is also analysed in duration of migration. It plays an important role to decide amount of remittance in this present study. NSSO surveyed on duration of migration by amount of remittance in Bihar and Rohtas district. Amount of remittance is mentioned in rupees and duration of migration has been divided in three groups i.e. up to 2 years, 3 to 6 years, 7 to 19 years and 20 and above in both Bihar and Rohtas district, which is shown in table no. 3

Table 3: Duration of out-migrants by Average Amount of remittance (in Rs.) by sex in Bihar and Rohtas

Duration of Migration	Amount of Remittance	
	Bihar	Rohtas
Up to 2 years	10022	6077
3-6 years	14542	7756
7-19 years	17516	16141
20 & Above	26070	NA
Total	13813	7633

Source: Computed from National Sample Survey, 2007-08

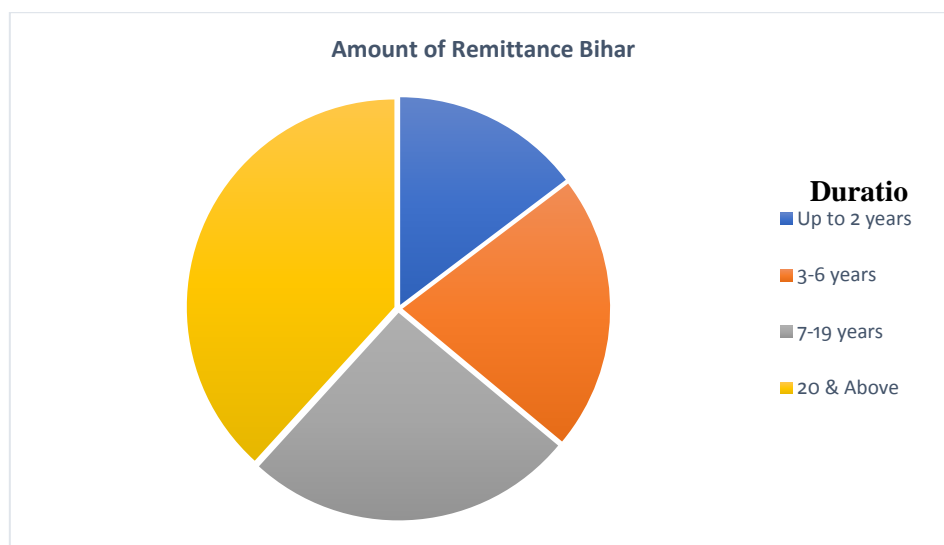


Fig. No. 3 (A)

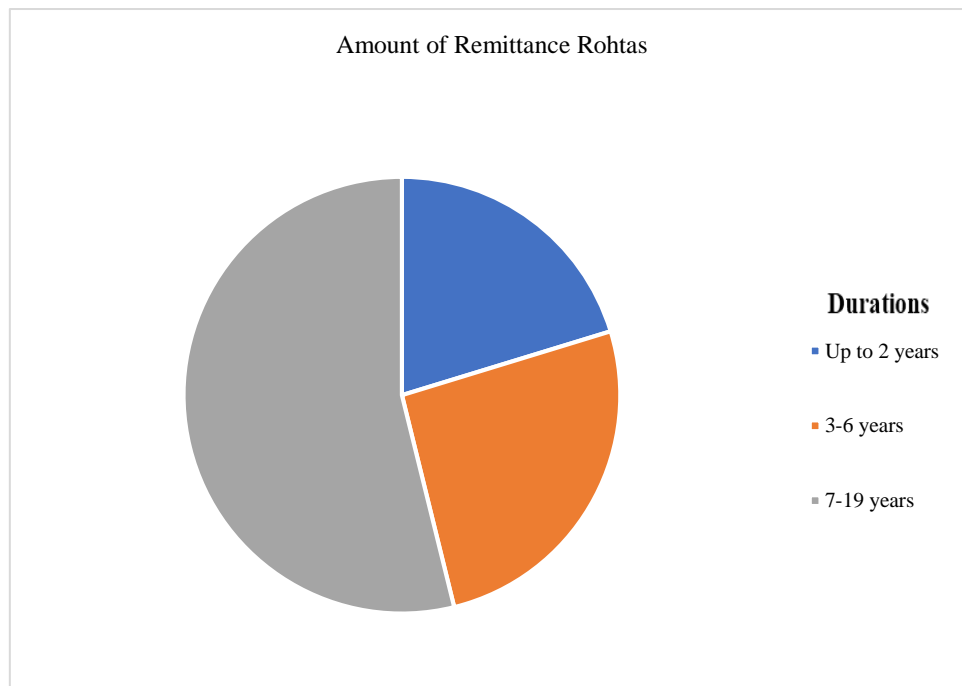


Fig No. 3 (B)

In Bihar maximum amount of remittance sent by Out-migrants was under 20 and above group and minimum in up to 2 years group. This shows when duration of migration increased, amount of remittance has also increased. It means long-term migrants make more money in respect to short-term migrants. This is why long-term migrants sent more money to his families and his native place.

In Rohtas district NSSO also surveyed relationship between amount of remittance and duration of migration. Maximum amount of remittance sent by Out-migrants was under 7 to 19 years group and minimum in up to 2 years group. This is also due to duration of migration it means long term migrants sent more money and short-term migrants sent less amount.

4. Amount of Remittance in Rohtas district: Results from primary survey

Primary survey has also been done for duration of migration by amount of remittances. Field work plays an important role to find out accurate data regarding remittance behaviour of Out-migrants. In given table amounts of remittance is mentioned in rupees and duration of migration is divided in three groups i.e. 1 to 2 years, 3 to 5 years and above 5 years, which is given in table no. 4

Table no. 4: Distribution of out-migrants by duration of migration and average amount of remittance by sex in Rohtas

Duration of migration	Average Amount of Remittance		
	Male	Female	Total
1-2 years	7453	17465	8704
3-5 years	14439	10952	14080
Above 5 years	17990	1909	15463
Total	11593	12578	11711

Source: Primary Survey, 2017-2018

Above table shows amount of remittance by male and female groups. maximum amount of remittance in male group was come under above 5 years group and minimum in 1 to 2 years group. In other hand maximum amount of remittance in female group was under 1 to 2 years group and minimum in above 5 years group in Rohtas district.

Table shows maximum amount of remittance in male group was in long-term migration and in female maximum remittance come under short-term migration. This shows maximum female migrate for short time or they sent money before her marriage but after marriage they shifted to other place and make their own family and become responsible towards them.

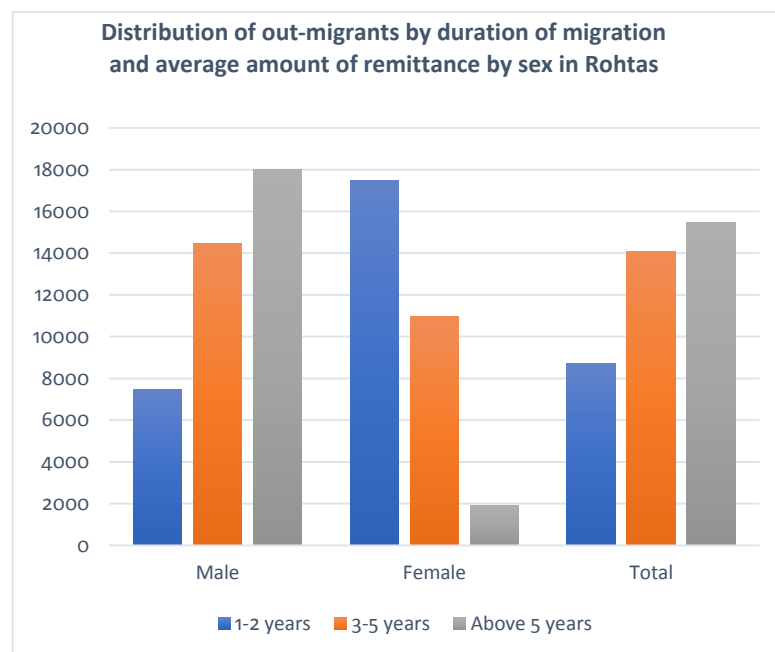


Fig. No. 4

Finding

Remittances behaviour play a vital role in out-migration. Remittances generally have affirmative impact on key aspects of development and growth, including human capital development, investments, poverty reduction and macro-economic stability. Along with these positive impacts, remittances can enhance the multi-dimensional fabric of society via social, political and technological changes. In this way remittance behaviour have important key roll in the society. So, there is demand of remittances policy in present condition. According to present study there are some policy suggestions which can be drawn from the finding of this study. The suggestions are follows: -

- Migrants belonging to lower economic strata have rendered the tendency of less amount and in high frequency of financial services, therefore policy should comprise with such scheme which can help them through reduction in transaction cost.
- Most of the part of remittances are used for food expenditure, clearly reflects the role of remittances in poverty alleviation. Therefore, it must be in notice while formulating the policy that remittances should be explicitly recognized for food security.

Reference

- Demko, G. J., Rose, H.M., and Schnell, G.A. *Population: A Reader. McGraw-Hill series in Geography.* New York, London, McGraw-Hill Book Company, 1970, XII p. 526.
- Bhagat, R. B., et. al, (2013): "Emigration and Flow of Remittances in India", *Migration and Development*, Vol. 2, No. 1, pp. 93-105.
- Czaika, M. (2012): "Internal versus International Migration and the Role of Multiple Deprivations" *Asian Population Studies*, Vol. 8, No. 2, pp 125-149.
- Barham, B. and Boucher, S. (1998): "Migration, Remittances and Inequalities: Estimating the Net Effects of Migration on Income Distribution", *Journal of Development Economics*, Vol. 55, pp. 307-331.
- Ratha, Dilip., (2003): "Worker Remittances: An Important and Stable Source of External Development Finance." *Global Development Finance 2003. World Bank.*
- Kapur, D (2004): "Remittances: The New Development Mantra, Paper Prepared for the G-24 Technical Group Meeting.